



SMART Attendance




Introduction



"Smart Attendance" is an innovative and efficient application designed to streamline the employee attendance tracking process within a company. Leveraging cutting-edge face recognition technology, this application offers a secure and automated solution for managing check-ins and check-outs of company employees.

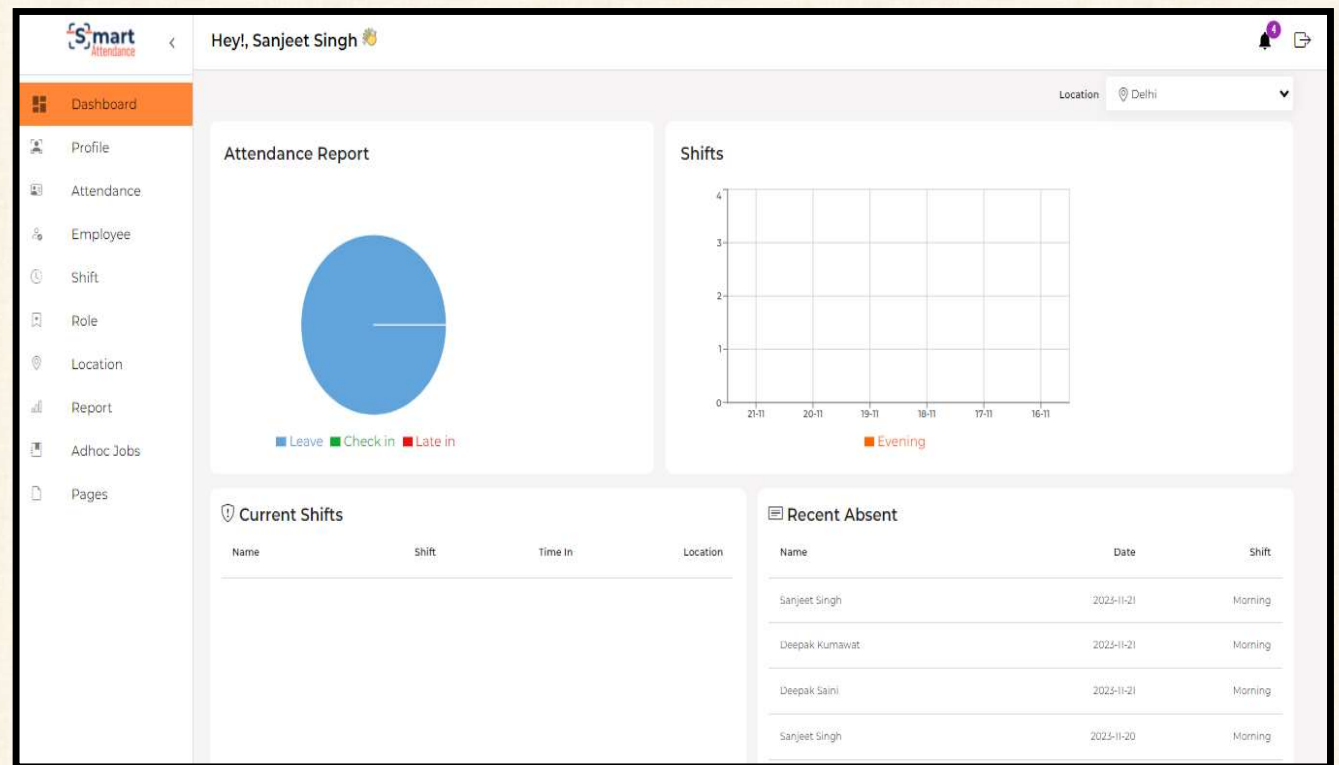


Features

- ▶ **Face Recognition Technology:** Utilizes advanced face recognition algorithms to accurately identify and authenticate employees. Ensures a secure and contactless attendance tracking experience.
 - ▶ **Automated Check-In and Check-Out:** Facilitates automatic check-in and check-out processes for employees. Eliminates the need for traditional methods such as manual timekeeping or card-based systems.
 - ▶ **Real-time Tracking:** Provides real-time tracking of employee attendance data. Enables instant visibility into who is present in the office at any given time.
 - ▶ **User-Friendly Interface:** Features an intuitive and user-friendly interface for both employees and administrators. Simplifies the attendance management process with easy navigation.
- 

Dashboard

- Profile
- Attendance
- Employee
- Location
- Report
- Pages
- Shifts
- Recent Absents



Employee Profile

- Location
- Employee selection
- Profile view
- Employee details

The screenshot shows the 'Smart Attendance' application interface. The left sidebar contains a navigation menu with the following items: Dashboard, Profile (highlighted), Attendance, Employee, Shift, Role, Location, Report, Adhoc Jobs, and Pages. The main content area is titled 'Hey!, Sanjeet Singh' and features a search bar with 'Location' (Delhi) and 'Employee Name' (Sanjeet Singh) filters, along with 'Add Employee' and 'Edit Profile' buttons. Below this is a profile card for Sanjeet Singh, including a profile picture, name, email (sanjit@bel-technology.com), phone number (+919636760602), and address (105, qewqqqwe, xdwerwe, jaipur, rajasthan, india, 302021). The profile card also has an 'Edit Profile' button. Below the profile card, there are several input fields for 'Shift' (Morning), 'Location' (Delhi), 'Role' (Super Admin), 'Date of Birth' (1993-05-04), and 'Date of Joining' (2023-05-04). A 'Bio' field contains the text 'Working In beltechnology as a software developer'.

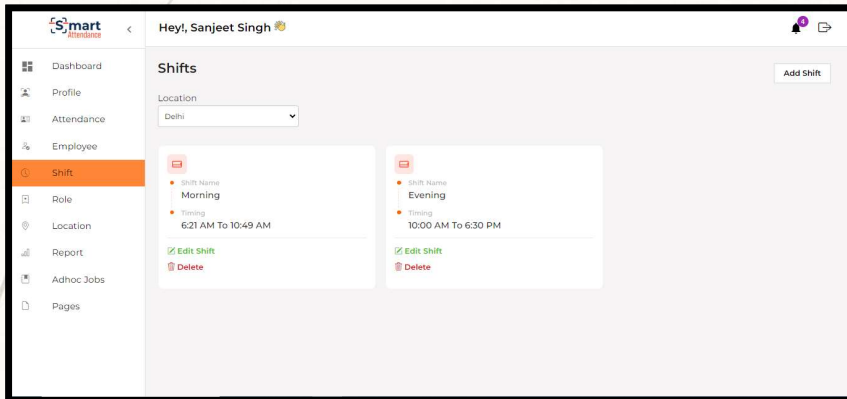
Attendance

- Month wise attendance
- Edit attendance
- Location wise employee attendance

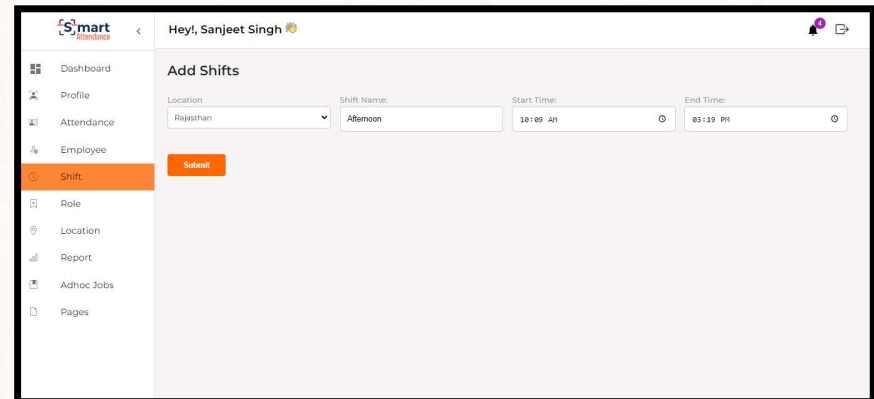
The screenshot displays the 'Smart Attendance' mobile application interface for user Sanjeet Singh. The interface includes a sidebar menu with options like Dashboard, Profile, Attendance (highlighted), Employee, Shift, Role, Location, Report, Adhoc Jobs, and Pages. The main content area shows a calendar for November 2023 with a 'Today' button. The calendar grid shows attendance for each day, with weekends marked as 'Weekend'. A blue box on the 21st of November indicates 'Check-in: 09:21 AM' and 'Check-out: 06:18 PM'. The right sidebar shows a summary for Sanjeet Singh: Date: 2023-11-21, Total Minutes: 537, Check-in: 09:21 AM, Check-out: 06:18 PM, Shift: Morning, and Location: Delhi. There are input fields for Check-in Time, Check-out Time, and Select Date, along with a SUBMIT button.

Sun	Mon	Tue	Wed	Thu	Fri	Sat
			1	2	3	4 Weekend
Weekend	5	6	7	8	9	10 Weekend
Weekend	12	13	14	15	16	17 Weekend
Weekend	19	20	21 Check-in: 09:21 AM Check-out: 06:18 PM	22	23	24 Weekend

Shifts

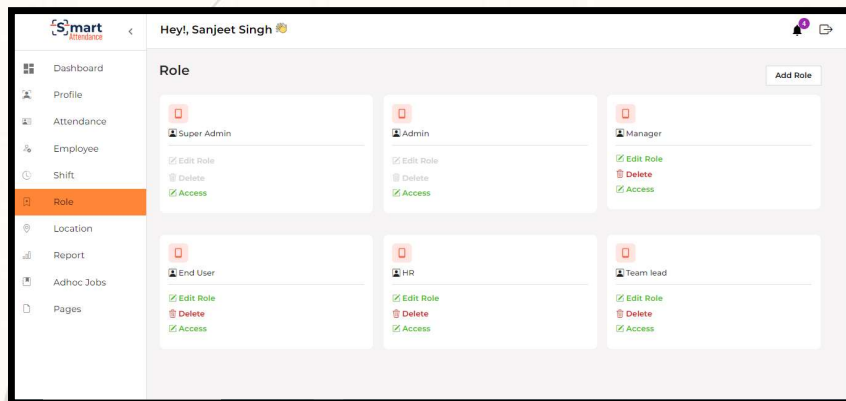


➤ Shifts details

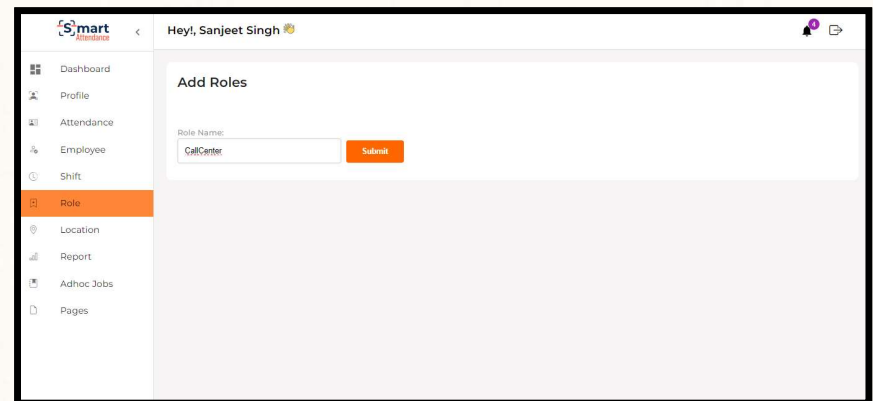


➤ Add Shifts

Roles

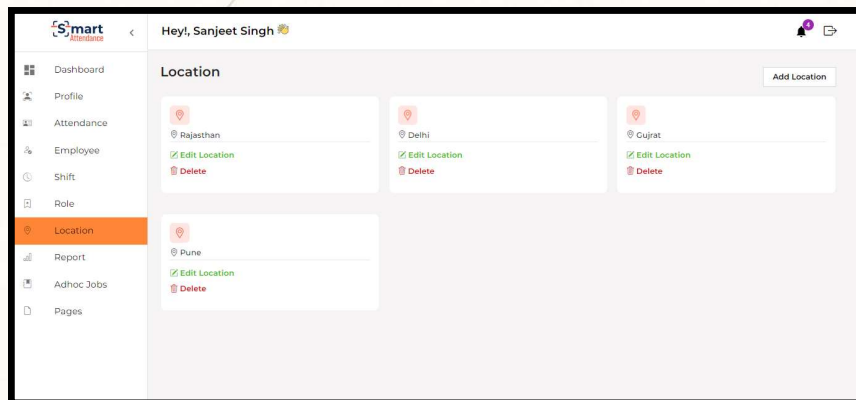


➔ Roles details

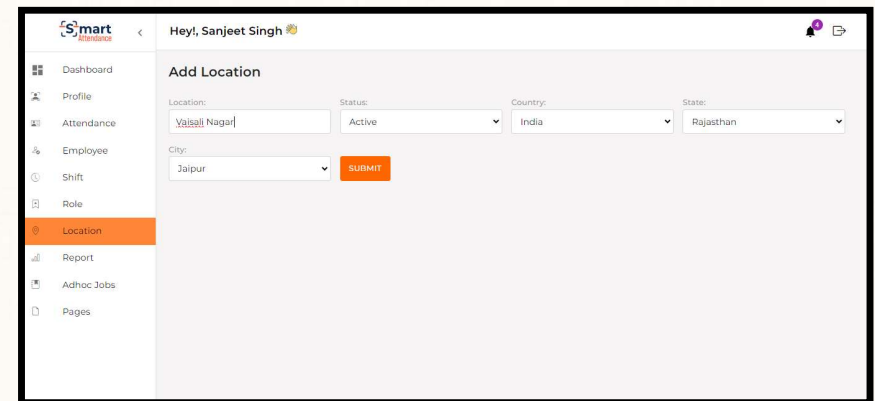


➔ Add roles

Location



➔ Location details



➔ Add location

Report

- Employee attendance report
- Working hours of employee

Smart Attendance

Hey!, Sanjeet Singh

Reports

Location: Rajasthan | Users: Select User | Start Date: mm/dd/yyyy | End Date: mm/dd/yyyy

ID	Location	User Name	Date	Check In	Check Out	Working Hours	Replace to
1	Rajasthan	Ravi Kumawat	18-10-2023	12:41 AM	03:51 AM	3.10	
2	Rajasthan	Ravi Kumawat	18-10-2023	12:41 AM	03:46 AM	3.5	
3	Rajasthan	Ravi Kumawat	17-10-2023	05:32 PM		0.1	
4	Rajasthan	Ravi Kumawat	14-10-2023	10:29 AM	06:29 PM	8.0	
5	Rajasthan	Ravi Kumawat	13-10-2023	12:29 PM	05:29 PM	5.0	
6	Rajasthan	Ravi Kumawat	12-10-2023	09:29 AM	06:29 PM	9.0	
7	Rajasthan	Deepesh Jangid	30-10-2023	02:00 AM		0.0	
8	Rajasthan	Deepesh Jangid	27-10-2023	02:31 AM		0.0	
9	Rajasthan	Deepesh Jangid	26-10-2023	05:07 AM		0.0	

Adhoc Job and Pages

The screenshot shows the SImart dashboard for user Sanjeet Singh. The 'Adhoc Jobs' menu item is highlighted in the sidebar. The main content area displays a form with two dropdown menus: 'Location' (set to Delhi) and 'Employee List' (set to Sanjeet Singh). A red 'SUBMIT' button is located to the right of the Employee List dropdown.

- **Adhoc Job:** used for checking employee location

The screenshot shows the SImart dashboard for user Sanjeet Singh. The 'Pages' menu item is highlighted in the sidebar. The main content area displays a form titled 'TESTING PAGE' with several input fields: 'what is your Name?' (text), 'Which shift would you prefer?' (select), 'Please select gender?' (radio buttons for male and female), 'Please provide address' (text fields for address line 1 and 2), and 'Date of Birth' (text field with a date picker). There is also a 'Rate yourself' slider (ranging from Min:1 to Max:10) and a 'Tell me about yourself' text area. A 'List' button is visible in the top right corner.

- **Pages :** it will help to create custom form and getting responses from all users



SMART ATTENDANCE MOBILE APPLICATION

Mobile Application

- ▶ Login
- ▶ Check-in and Check-out with face

